




JULIBAO-DB9000 LX PRO



-  **550**
RPM
-  **2-6**
Repeats
-  **30-80**
cm/Repeats

With shoes upper special thermal cutting system and ironing system.



Up and down double beams design, can use two different warp yarn weaving, To achieve a more rich shoe pattern design and three-dimensional style, so that the upper design more creative.

01

The newly designed full width temple is more suitable for weaving from thin and breathable to double heavy fabric, ensuring the high quality weaving of double heavy fabric.

02

Machine wall plate high strength steel double-layer splintered vibration absorption design, the integration frame makes the double warp shaft host, head highly integrated, while reducing the space occupied by the site, is the most save space of the double warp shaft loom

03

With high weaving efficiency, the maximum daily output of upper can be 2000 pairs

 **LIST OF CONFIGURATION PARAMETERS**

Loom Model	Itema R9000 H1900 Rapier Loom
Speed	600rpm(max)
Fabric Width	1600mm-1800mm
Repeats	2/4/5/6repeats 80cm/40cm/35cm/30cm
Weft Selector	8 weft color selector(12 weft color as option)
Control System	Electronic system with microprocessor
Wrap Let-off	Electronic let-off motion with tensioning device
Stop Motion	Electronic machine stops automatically when warp or weft breaks
Take-up	Electronic
Weft Density	Electronic density adjustment from 5-150picks/cm
Weft Finding	Automatic weft pick finding with variable program
Lubrication	Centralized lubrication system
Warp Beam	Diameter 800mm
Jacquard Model	Staubli LX PRO
Hooks	2688/5376
Controller	TC8 control system
Harness Kit	Italy RTS harness cord,Germany Hornex board,imported harness
Weft Feeder Model	Iro Star G2/Iro Laser G2/Chrono X3 (option)
Machine Dimension	W5300mm/L2200mm/H4050mm
Weight	Approx.6500kg
Power Supply	3 phase,380V,50Hz,+10%tolerance
Power	9-10kw at running status,15kw when start